

* Notes will be marked in red.

From: "The Disco Collection"

Turn the Beat Around

by

GERALD JACKSON and PETER JACKSON

Lyrics by GERALD JACKSON and PETER JACKSON JR.

Published Under License From

Warner Chappell Music, Inc.

© 1975 UNICHAPPELL MUSIC, INC.
All Rights Reserved

Authorized for use by *Emanuel Carrero*

NOTICE: Purchasers of this musical file are entitled to use it for their personal enjoyment and musical fulfillment. However, any duplication, adaptation, arranging and/or transmission of this copyrighted music requires the written consent of the copyright owner(s) and of Musicnotes.com. Unauthorized uses are infringements of the copyright laws of the United States and other countries and may subject the user to civil and/or criminal penalties.

TURN THE BEAT AROUND

Words and Music by
PETER JR. JACKSON
and GERALD JACKSON

Fast ♩ = 132

F#m



E



D



E



F#m



The first system of musical notation for the song "Turn the Beat Around". It consists of three staves: a single treble staff, a grand staff (treble and bass), and a single bass staff. The key signature is two sharps (F# and C#), and the time signature is 4/4. The tempo is marked "Fast" with a quarter note equal to 132 beats per minute. The first measure of the grand staff is marked with a mezzo-forte (*mf*) dynamic. The notation includes various musical symbols such as notes, rests, and bar lines.

E



D



The second system of musical notation for the song "Turn the Beat Around". It consists of three staves: a single treble staff, a grand staff (treble and bass), and a single bass staff. The key signature is two sharps (F# and C#), and the time signature is 4/4. The notation includes various musical symbols such as notes, rests, and bar lines.

E



F#m



D








E




The third system of musical notation for the song "Turn the Beat Around". It consists of three staves: a single treble staff, a grand staff (treble and bass), and a single bass staff. The key signature is two sharps (F# and C#), and the time signature is 4/4. The notation includes various musical symbols such as notes, rests, and bar lines.



© 1975 UNICHAPPELL MUSIC, INC.
All Rights Reserved

2 Chorus:









Turn the beat — a — round. — Love to hear — per — cus —








— sion. Turn it up — side down. —



To Coda 

Love to hear — per — cus — sion. Love to hear — it.



START: Verse 2 to the bridge then one chorus before ending.

Verse:

Chord diagrams: F#m, E, F#m, E, F#m, E, F#m


1. Blow, horn, you sure sound pret - ty. Your vi - o - lins keep mov - ing to the nit - ty grit -
2. Flute play - er, play your flute ____ 'cause I ____ know you wan-na get your thing _

____ - ty. And when you hear the scratch of the gui - tar scratch -
____ off. But, you see, I've made my ____ mind up 'bout _

____ - in', then you know that rhy - thm car - ries all the ac -
____ it. Got to be the rhy - thm, no doubt a - bout _

1.   2.

- tion. Oh, — yeah. — it. Oh. —



Bridge:

'Cause when the gui - tar play-er stars play-in' with the syn-co-pat-ed rhy-thm, with the scratch, scratch, _ scratch



makes me wan-na move my bod - y, yeah, yeah, yeah. —




F#m



E



And when the drum-mer starts beat-in' that beat, beat-in' out that beat with the syn-co-pat-ed rhy-thm with a



F#m



E




**Sing chorus on pg.6 then
end with the coda on
bottom of pg. 5**
D.S. al Coda ☐



rat - tat - tat - ta - tat - tat on the drums. _

Hey! _



Coda



D



E



D



E



D



E



Love to hear _ it. Love to hear _ it. Love to hear _ it.





Play 5 times

(Percussion Solo)

Musical score for Percussion Solo, featuring a treble and bass staff with a key signature of two sharps (F# and C#). The bass line consists of a steady eighth-note pattern. The treble staff has a few notes and rests, with repeat signs indicating a 5-measure phrase.

Chorus:



Turn the beat a - round. Love to hear per - cus -

Musical score for the Chorus, featuring a treble and bass staff with a key signature of two flats (Bb and Eb). The bass line consists of a steady eighth-note pattern. The treble staff has a melody with lyrics: "Turn the beat a - round. Love to hear per - cus -".



- sion. Turn it up - side down.

Musical score for the Chorus, featuring a treble and bass staff with a key signature of two flats (Bb and Eb). The bass line consists of a steady eighth-note pattern. The treble staff has a melody with lyrics: "- sion. Turn it up - side down."



Repeat ad lib. and fade

Love to hear per - cus - sion.

Musical score for the Chorus, featuring a treble and bass staff with a key signature of two flats (Bb and Eb). The bass line consists of a steady eighth-note pattern. The treble staff has a melody with lyrics: "Love to hear per - cus - sion."